



HC104 Electric Sit-Standing Corner Table & Keyboard Tray(Optional)

Desktop Material	MDF+ Melamine Laminate
Desktop Dimension	110cm X 60cm
Desktop Thickness	18mm
Keyboard Dimension	630mm x 240mm
Keyboard Thickness	15mm
Height	73cm ~ 118cm (±1cm)
Color	Wooden+ White
Base Height	68mm
Material	Iron, Plastic, Aluminum, Iron, POM
Weight Capacity	50kg
Total Weight	23.36kg



HC105 Electric Height Adjustable Table & Keyboard Tray(Optional)

Desktop Material	MDF+ Melamine Laminate
Desktop Dimension	110cm X 60cm
Desktop Thickness	18mm
Keyboard Dimension	630mm x 240mm
Keyboard Thickness	15mm
Height	73cm ~ 118cm (±1cm)
Color	Wooden+ White
Base Height	35mm
Material	Wooden Board+ Plastic+Iron, Aluminum, Iron, POM
Weight Capacity	50kg
Total Weight	25kg



HC106 Electric Height Adjustable Corner Table & Keyboard Tray(Optional)

Desktop Material	MDF + Melamine Laminate
Desktop Dimension	110cm x 60cm
Desktop Thickness	18mm
Keyboard Dimension	630mm x 240mm
Keyboard Thickness	15mm
Height	73cm ~ 118cm (±1cm)
Color	Wooden + White
Base Height	35mm
Material	Wooden Board+ Plastic+ Iron, Aluminum, Iron, POM
Weight Capacity	50kg
Total Weight	22kg



HC107 Pneumatic Height Adjustable Table & Keyboard Tray(Optional)

Desktop Material	MDF + Melamine Laminate
Desktop Dimension	110cm x 60cm
Desktop Thickness	18mm
Keyboard Dimension	630mm x 240mm
Keyboard Thickness	15mm
Height	75cm ~ 118cm (±1cm)
Color	Wooden + White
Base Height	35mm
Material	Wooden Board+ Plastic+ Iron, Aluminum, Iron, POM
Weight Capacity	50kg
Total Weight	26kg





HC108 Pneumatic Sit-Standing Corner Table & Keyboard Tray(Optional)

Desktop Material	MDF + Melamine Laminate
Desktop Dimension	110cm x 60cm
Desktop Thickness	18mm
Keyboard Dimension	630mm x 240mm
Keyboard Thickness	15mm
Height	75cm ~ 118cm (±1cm)
Color	Wooden + White
Base Height	35mm
Material	Wooden Board+ Plastic+ Iron, Aluminum, Iron, POM
Weight Capacity	50kg
Total Weight	24kg








SP902 Rolling Standing Desk w/ Large Desktop and Locking Wheels

Desktop Material	MDF (Medium Density Fiberboard) w/NC printing
Desktop Dimension	60 (w) x 40 (d) cm
Desktop Thickness	18 mm
Tilt	+/- 45°
Height Range	30" - 46" (76 - 116 cm)
Height Adjustment	+/- 16" (40 cm)
Weight	10 kgs
Weight Capacity	8 - 10 kgs
Base Material	Iron
Optional Color	  



SP903 Rolling Standing Desk w/ Large Desktop

Desktop Material	MDF (Medium Density Fiberboard) w/NC printing
Desktop Dimension	60 (w) x 40 (d) cm
Desktop Thickness	18 mm
Tilt	+/- 45°
Height Range	29" - 42" (73 - 107 cm)
Height Adjustment - Tension Sprintg	+/- 13" (34 cm)
Weight	9 kgs
Weight Capacity	8 - 10 kgs
Base Material	Iron
Optional Color	  






SP901-A Mobile Laptop Desk with Side Table

Platform Material	Iron
Desktop Dimension	Dimension: 52.5 (w) x 30 (d) cm Small tray: 17 (w) x 30 (d) cm Large tray: 35 (w) x 30 (d) cm
Platform Thickness	1.5 mm
Tilt	+/- 45°
Height Range	24.5" - 38" (62 - 96 cm)
Manual Height Adjustment	+/- 34 cm
Weight	9 kgs
Weight Capacity	8-10 kgs
Base Material	Metal cover and iron plate
Optional Color	  




SP905 Height Adjustable Rolling Laptop Cart Bed Side Table

Desktop Material	MDF (Medium Density Fiberboard) w/NC printing
Desktop Dimension	Dimension: 52.3 (w) x 30 (d)cm Small tray: 17 (w) x 30 (d) cm Large tray: 35 (w) x 30 (d) cm
Desktop Thickness	12 mm
Tilt	+/- 45°
Height Range	27.5" - 41" (70 - 104 cm)
Height Adjustment - Tension Sprintg	+/- 13.5" (34 cm)
Weight	8 kgs
Weight Capacity	8 - 10 kgs
Base Material	Iron
Optional Color:	  



SP901-B Mobile Laptop Desk with Side Table

Platform Material	MDF (Medium Density Fiberboard) w/NC printing
Platform Dimension	Dimension: 52.5 (w) x 30 (d) cm Small tray: 17 (w) x 30 (d) cm Large tray: 35 (w) x 30 (d) cm
Platform Thickness	12 mm
Tilt	+/-45°
Height Range	24.5" - 38" (62 - 96 cm)
Manual Height Adjustment	+/- 34 cm
Weight	6 kgs
Weight Capacity	8 - 10 kgs
Base Material	Plastic cover and iron plate
Optional Color:	  





SP901-C Mobile Laptop Desk with Side Table

Platform Material	Glass
Platform Dimension	Dimension: 52.5 (w) x 30 (d) cm Small tray: 17 (w) x 30 (d) cm Large tray: 35 (w) x 30 (d) cm
Platform Thickness	5 mm
Tilt	+/- 45°
Height Range	24.5" - 38" (62 - 96 cm)
Manual Height Adjustment	+/- 34 cm
Weight	6.5 kgs
Weight Capacity	8 - 10 kgs
Base Material	Glass (10mm thickness)
Optional Color	  Black White



SP901-D Mobile Laptop Desk with Side Table

Platform Material	Iron
Platform Dimension	Dimension: 52.5 (w) x 30 (d) cm Small tray: 15 (w) x 30 (d) cm Large tray: 35 (w) x 30 (d) cm
Platform Thickness	1.5 mm
Tilt	+/- 45°
Height Range	26" - 39" (65.5 - 98.5 cm)
Manual Height Adjustment	+/- 34 cm
Weight	5 kgs
Weight Capacity	8 - 10 kgs
Base Material	Iron
Optional Color	   Black White Silver




SP908 Rolling Laptop Desk with Storage Area

Desktop Material	MDF (Medium Density Fiberboard) w/PVC
Desktop Dimension	Origin: 60 x 32 cm Extended: 80 x 32 cm
Desktop Thickness	15 mm
Height Range	30" - 35" (76 - 90 cm)
Height Adjustment	+/- 5.5" (14 cm)
Weight	11 kgs
Weight Capacity	8 - 10 kgs
Base Material	MDF (Medium Density Fiberboard) w/PVC






SP909 Rolling Laptop Desk with Magazine Bag

Desktop Material	MDF (Medium Density Fiberboard) w/PVC
Desktop Dimension	Origin: 52 x 30 cm Extended: 67 x 30 cm
Desktop Thickness	15 mm
Height Range	24" - 36" (61 - 91 cm)
Height Adjustment	+/- 12" (30 cm)
Weight	7 kgs
Weight Capacity	8 - 10 kgs
Base Material	MDF & Iron Tube



Portable Laptop Desk

SP906 Sit-Stand Desk w/ Large Desktop

Desktop Material	MDF (Medium Density Fiberboard) w/NC printing
Desktop Dimension	60 (w) x 40 (d) cm
Desktop Thickness	18mm
Height Range	24"-38" (62-96cm)
Height Adjustment	+/- 34 cm
Weight	8.5 kgs
Weight Capacity	8-10 kgs
Base Material	Iron
Optional Color	   Blac Whit Silver



SD101 Student Desk Training Table (Bent feet)

Desktop Material	Melamine Faced MDF Board
Desktop Dimension	793 mm X 537 mm
Desktop Thickness	25 mm
Height	75 cm (±0.5 cm)
Color	Wood / White or Custom Color
Wheels	2" PU Wheel
Weight Capacity	140 kgs
Desk Frame Material	Steel
Drawer Dimension	364 mm X 270 mm X 106 mm
Total Weight	17.1 kgs



SD102 Student Desk Training Table (Beveled feet)

Desktop Material	Melamine Faced MDF Board
Desktop Dimension	793 mm X 537 mm
Desktop Thickness	25 mm
Height	75 cm (±0.5 cm)
Color	Wood / White or Custom Color
Wheels	2" PU Wheel
Weight Capacity	140 kgs
Basement Height	139 mm
Desk Frame Material	Steel
Drawer Dimension	364 mm X 270 mm X 106 mm
Total Weight	14.3 kgs



SD103 Foldable Training Table (Bent feet)

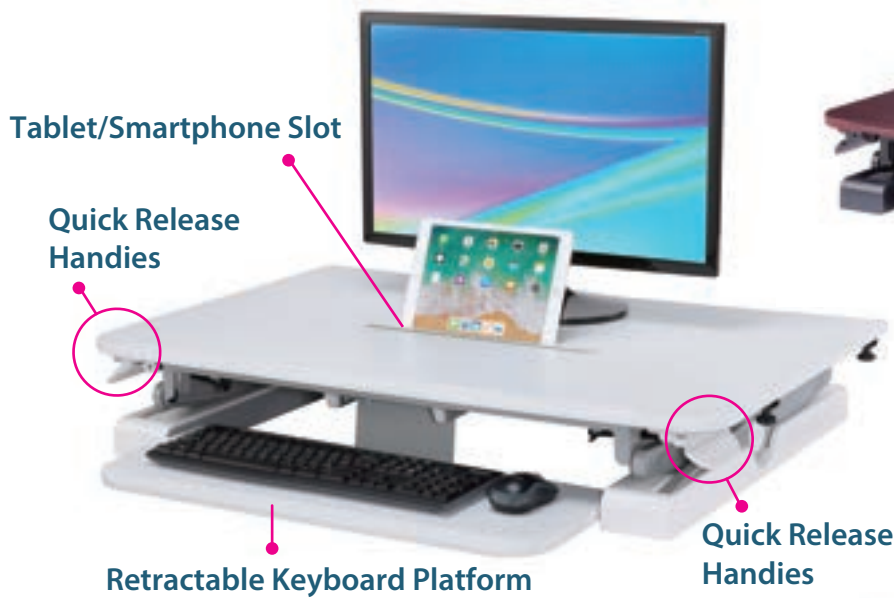
Desktop Material	Melamine Faced MDF Board
Desktop Dimension	1200 mm x 500 mm
Desktop Thickness	25 mm
Height	75 cm (±0.5 cm)
Color	Wood / White or Custom Color
Desk Frame Material	Steel
Wheels	2" PU Wheel
Weight Capacity	140 kgs
Drawer Dimension	744 mm X 270 mm X 106 mm
Total Weight	26.3 kgs



SD104 Flip Top Table (Beveled feet)

Desktop Material	Melamine Faced MDF Board
Desktop Dimension	1200 mm x 500 mm
Desktop Thickness	25 mm
Height	75 cm (±0.5 cm)
Color	Wood / White or Custom Color
Basement Height	139mm
Desk Frame Material	Steel, rubber
Wheels	2" PU Wheel
Weight Capacity	140 kgs
Drawer Dimension	744 mm X 270 mm X 106 mm
Total Weight	22.3 kgs





SP501 Vertebra Cable Management, Desk Cable Management, Cable Concealer

Application	Any tabletops or worktops allow screw fastening.
Capacity	Hollow space is available and accessible from both sides for numerous wires storage even with single organizer.
Length	1.5m (Length can be customized on request and subject to MOQ.)
Weight	1 kg
Optional Color	Black, White

SP101 Classic Sit-Stand Height Adjustable Standing Desk Converter

Load Capacity	10~30 lbs / 4.5-13.6 kgs
Depth	600 mm / 23.62"
Minimum Height (when folded)	145 mm / 5.71"
Maximum Height (elevated to the full)	490 mm / 19.29"
Tabletop	MDF with Polyurethane Coating
Desk Frame	Steel SPHC PO
Cap	ABS Plastic
Optional Color	Black, White, Wood



SP201 Premium / 2-tier Sit-Stand Workstation with Single or Dual Monitors Arm Set

Monitor Compatibility	(S) up to 32"; (D) up to 27" per monitor
Monitor Capacity	(S) (D) up to 17 lbs / 8 kgs
Total Payload Capacity	(S) (D) up to 27 lbs / 12.2 kgs
Product Lifting Range	480 mm / 18.9"
Individual Monitor Lifting Range	200 mm / 7.8"
Height (from desktop to Top Worksurface)	120 mm / 4.7" to 620 mm / 24.4"
Individual Monitor Rotation / Tilt	(S) (D) 360° / (S) (D) ±20°
Desktop Thickness	20-90 mm / 0.7"-3.5"
Top Worksurface Dimension	305 mm D x 570 mm W (12" x 22.4")
Retractable Keyboard Platform Dimension	240 mm D x 630 mm W (9.4" x 24.8")
Material	PU Coat on MDF, polished, Aluminum, Iron parts

SP203 Classic / 2-tier Sit-Stand Workstation with Single or Dual Monitors Arm Set

Monitor Compatibility	(S) up to 32"; (D) up to 27" per monitor
Monitor Capacity	(S) (D) up to 17 lbs / 8 kgs
Total Payload Capacity	(S) (D) up to 27 lbs / 12.2 kgs
Product Lifting Range	480 mm / 18.9"
Individual Monitor Lifting Range	220 mm / 8.7"
Individual Monitor Rotation / Tilt	(S) (D) 360° / (S) (D) ±20°
Desktop Thickness	20-90 mm / 0.7"-3.5"
Top Worksurface Dimension	305 mm D x 570 mm W (12" x 22.4")
Retractable Keyboard Platform Dimension	240 mm D x 630 mm W (9.4" x 24.8")
Material	PVC finish on MDF, Iron parts

SP201A Premium 1 Top / 1-tier Sit-Stand Workstation with Single or Dual Monitors Arm Set



SP201

SP203A Classic 1 Top / 1-tier Sit-Stand Workstation with Single or Dual Monitors Arm Set



SP201A



SP203



SP203A



Single Monitor



Dual Monitor

Optional Color



Black





White



Silver



SP204 Articulating Desk Mount Laptop Arm Workstation for Large Laptops (≤17")

Compatibility	Supports any Laptops no larger than 17"
Capacity	2.5-9.0 kgs (5.5-19.8 lbs)
Height Range	450 mm (17.7")
Platform Swivel	180°
Upper Arm Pivot	180°
Desktop Thickness	20-90 mm (0.7"-3.5")
Optional Color	  Black Silver



PC801 Articulating Desk Mount Laptop Arm Workstation for Small or Lightweight Laptops

Compatibility	Supports 11"-14" Laptops
Capacity	1.0-3.5 kgs (2.2-7.7 lbs)
Height Range	285 mm (11.2")
Platform Swivel	100°
Upper Arm Pivot	360°
Lower Arm Pivot	360°
Desktop Thickness	5-55 mm (0.2"-2.2")
Color	Silver




SP207E Electric Sit-Stand Workstation with Dual Monitors Arm Set & Keyboard Tray



Sufficient working space


The standing monitor arm equipped with a large keyboard tray 25" x 9" / 630 x 240 mm. With the single flattened worktop, it's designed to offer laptop users with sufficient level space to easily accommodate laptops in various sizes or other work gear.







SP208E Electric Sit-Stand Workstation with Dual Monitors Arm Set & Keyboard Tray and Clamp Base Design



This electric sit stand monitor arm convert traditional office desk into an active workstation. The standing desk arm features a keyboard tray and easy, smooth, all around height adjustment that allows users to arrange workstation up or down, left or right to meet your needs.



Height Adjustable Monitor Desk Clamp Set

Monitor Adaptation	 <p style="text-align: center;">Single</p>		 <p style="text-align: center;">Dual</p>	
code	SP601-SG	SP601-DG	SP601-S	SP601a-D
Color Variety				
	<input type="checkbox"/> Gray	<input type="checkbox"/> White	<input type="checkbox"/> White	<input type="checkbox"/> Gray
Monitor Capability	up to 32"		up to 27" per monitor	
Monitor Rotation	360°		360°	
Tilt	+45°~-45°		+25°~-25°	
Extra Adjustment for Dual Monitor Adaptation ONLY			Arm Axis 170° on either side Adjustable Viewing Distance +250 mm - -240 mm on either side	
Base			desk clamp	
Worktop Thickness	10-90 mm (0.4"-3.54")			
Base Column Dimension	120 mm W x 570 mm H x 35-50 mm D			
Minimum Height (from desktop)	230 mm (9")			
Maximum Height (from desktop)	430 mm (16.9")			
Height Adjustability Control	concealed crank			
Material	Aluminum			
Base options	Clamp or Grommet			





CDG's PC3 series offer sturdy and robust supports for single, dual, 3 or 4 monitors to cater for different users in various settings, including Home, Office, Laboratory, Control Center, Entertainment, Healthcare to name but a few. For applications on diversified flattened tops as well as different locations, mounting bases are available in wall mount, desk clamp or grommet styles.

CDG also advances its collection ranging from single monitor application to multiple-monitor display which suffices for heavy-duty adaptation. Standard color choices are available and can be customizable subject to the quantities. Possible and also available for mounting for more than 4 monitors.

Articulating Wall mount for single monitor

Screen Compatibility	Suits the monitor $\leq 27"$
Vesa	75x75 mm to 100x100 mm
Capacity	3.8-8.1 kgs/ 8.4-17.8 lbs
Tilt	UP 90°; Down 45°
Pan	180°
Rotation	360°



PC301 Wall Monitor Mount



PC331 Curve Wall Monitor Mount

LCD Monitor Mounts –PC3 series

Articulating desk mount for single / multiple monitors

Screen Compatibility	Suits the monitor $\leq 27"$ (PC311, PC312) Suits the monitor $\leq 27"$ (PC313, PC314)										
Vesa	75x75 mm to 100x100 mm										
Capacity	3.8-8.1 kgs / 8.4-17.8 lbs										
Tilt	UP 90°; Down 45°										
Pan	180°										
Rotation	360°										
Base options	Clamp or Grommet										
Optional Color	<table border="0"> <tr> <td></td> <td></td> <td></td> <td></td> <td></td> </tr> <tr> <td>Silver</td> <td>White</td> <td>AppleRed</td> <td>MetalGray</td> <td>SparkSilver</td> </tr> </table>						Silver	White	AppleRed	MetalGray	SparkSilver
Silver	White	AppleRed	MetalGray	SparkSilver							



PC311 Desk Monitor Mount



PC312 Desk Dual-Monitor Mount



PC313 Desk Triple-Monitor Mount



PC314 Desk Quad-Monitor Mount